



Terminal Safety

Terminal Info

FSD Clients



- ▶ Oceania – Every Second Saturday
- ▶ Med Pacific Express – Every 10 Days
- ▶ VSA – Saturday

Container Gate



Container Gate



▶ Avg Turn Time

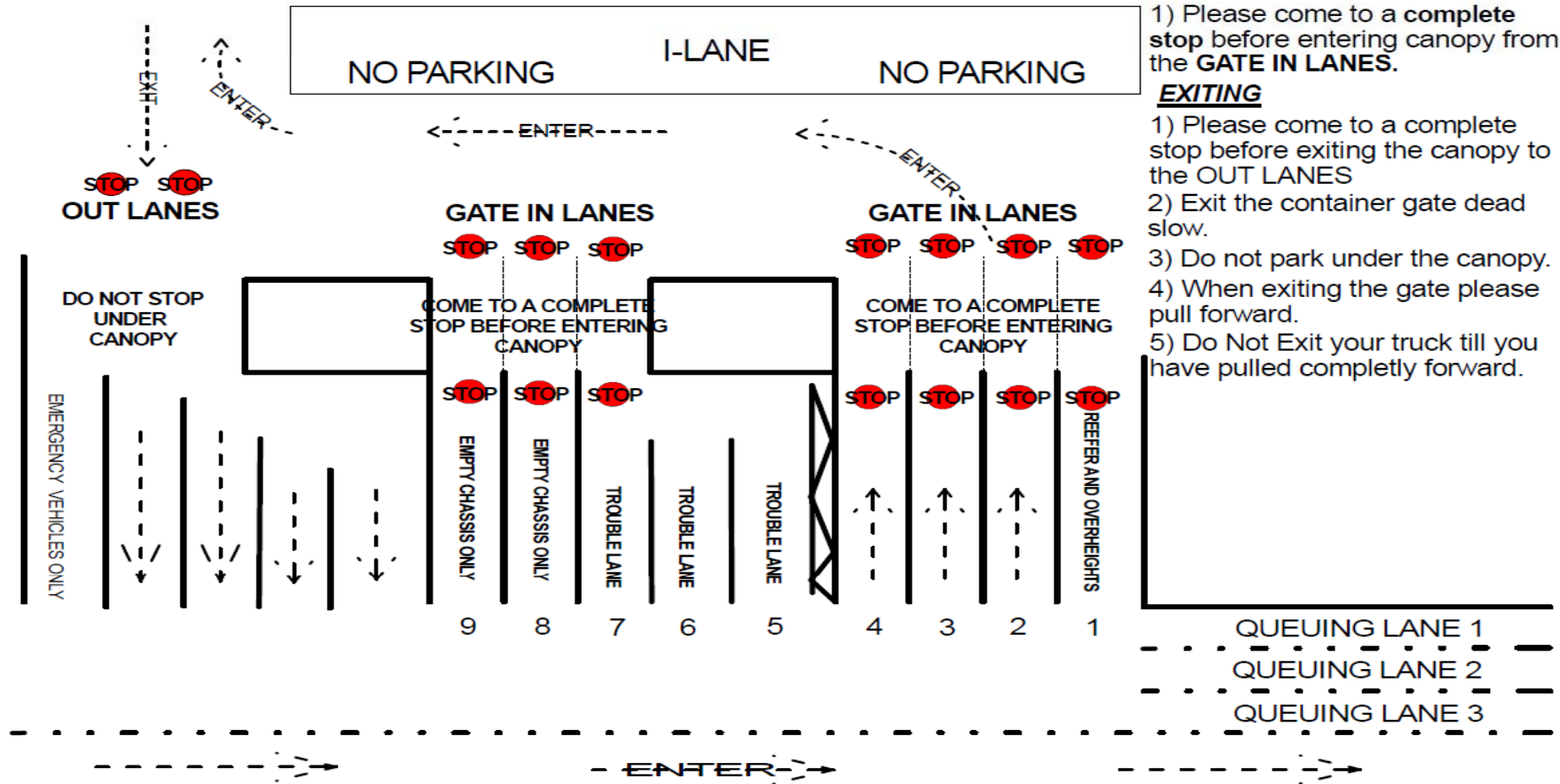
- Currently at approximately 38 minutes, from the time drivers swipe in, to the moment they swipe out
 - 38 min, includes time in Queue
 - 19 Queue, 19 Yard

▶ 11 Lanes

- 4 to 6 in gate
- 3 out gate
- 2 trouble

FSD QUEUING LANES

PROCEDURES



SAFETY PROCEDURES

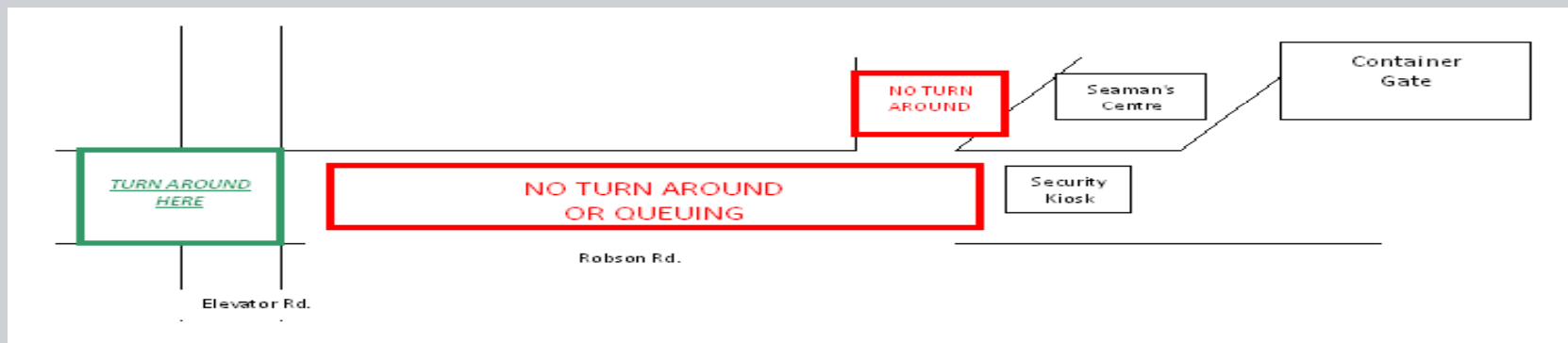


Truck Safety Procedures on Robson Road

1. No use of cell phones or radios (including hands free) when entering or exiting the facility by the security kiosk
2. All Trucks must come to a complete stop at the Security Kiosk when entering or exiting the facility
3. Approach the Security Kiosk **Dead Slow 5 K.P.H**
4. No queuing or waiting on Robson Road Roadway or Shoulders:
 - a. Please arrive within your time slot or Grace period for your reservation and not before:
 - ▶ Example – 11:00 to 12:00 Reservation you can arrive between 10:30 and 12:30
 - b. If you do not have a reservation do not park on the Robson Roadway or Shoulder.
 - c. No “Creeping” (driving slowly) to kiosk trying to delay arrival until appointment.

Truck Safety Procedures on Robson Road

5. Turn-around procedures on Robson Road
 - a. Please go to the end of Robson Road to the main terminal intersection at Elevator Road and safely turn around
 - b. Do Not Turn around in the Seaman's Centre parking lot or on Robson Road
 - c. No U-turns on Robson Road inside or outside of the facility.



Safety measures while on Fraser Surrey Docks

▶ Scope

- All truckers at Fraser Surrey Docks must adhere to the policies and practices listed below, in relation to any and all cargo movement on the dock.

Entering / Exiting the facility

- ▶ Steel toed boots and hi-viz vests are mandatory when out of your truck
- ▶ Ensure that the container is ***unlocked*** from your chassis / unlashed from your flat deck ***before you enter the yard.***
- ▶ Drive ***dead slow – 5km/h*** while entering and exiting the canopy.
- ▶ No arguing with gate personnel or using profanity.

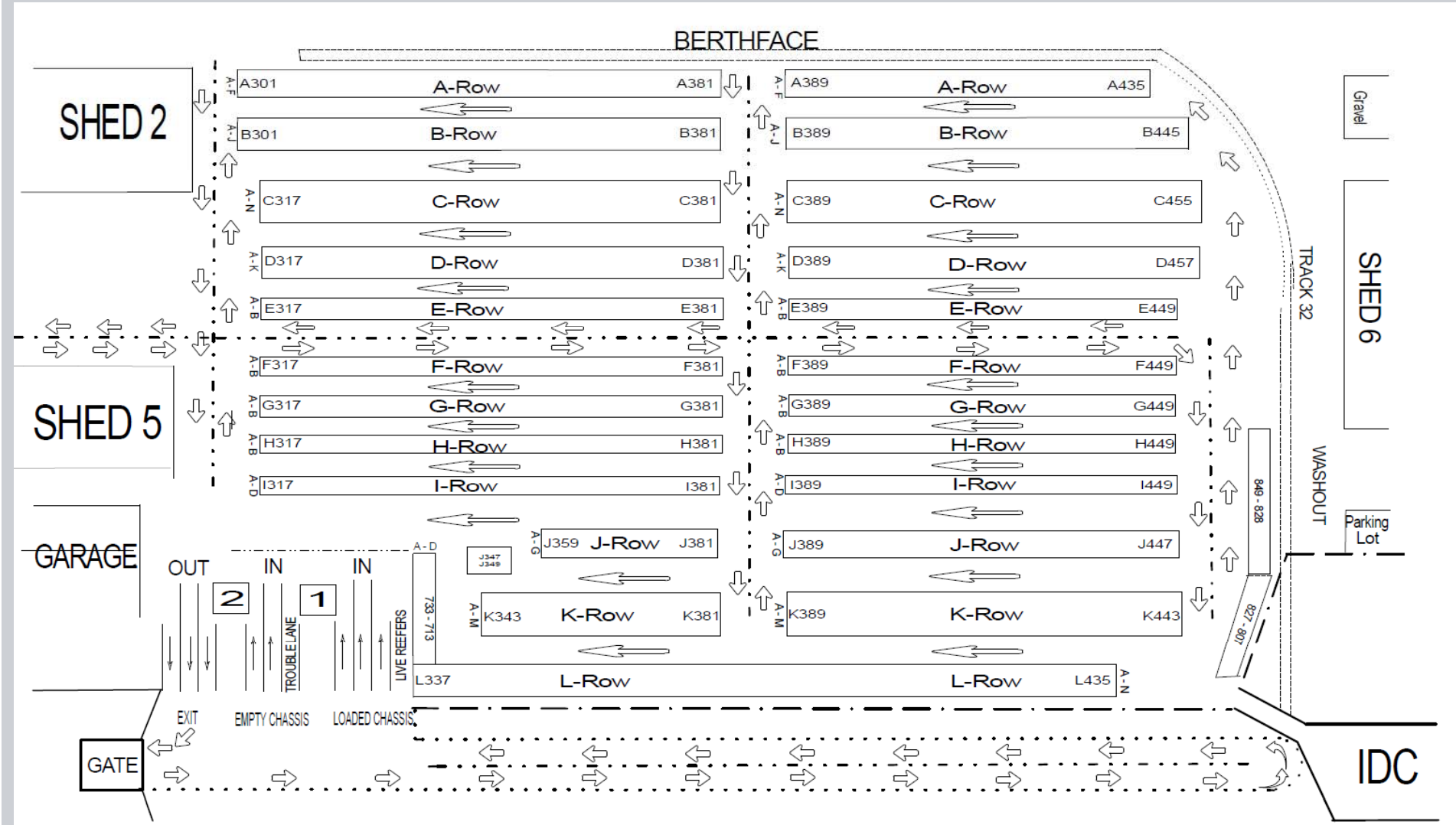
SAFETY PROCEDURES



DRIVING IN THE YARD

- ▶ Drive carefully, ***30 km/h max speed***. Follow indicated route.
- ▶ Obey all ***stop*** signs and ***stop*** lines.
- ▶ If you have a problem turn on your emergency flashers. A mobile yard foreman will come and assist you.
- ▶ While in the Container Yard ***stay in your truck***.
- ▶ Watch for pedestrians ensuring you ***do not park on designated walkways***.
- ▶ ***No U-Turns or cutting through blocks*** in the yard under any circumstances.
- ▶ Cell phone usage: ***Calls are prohibited while inside the processing booth or while driving on FSD property***. Calls will be permitted providing the truck is not in motion.
- ▶ Stay in your designated lane. Use the overtaking lane only to pass the parked vehicle ahead of you and when exiting the yard.
- ▶ Single lane pick-up and drop off, no double parking at any time in any lane.

TRAFFIC FLOW



SAFETY PROCEDURES



Getting loaded / unloaded

- ▶ Display your Identity Number when you reach your assigned block.
- ▶ Listen for instructions from the machine driver. He/she may ask you to move forwards or backwards.
 - 1 Honk – Stop
 - 2 Honks – Back-up
- ▶ Do not move until you see that the machine has released from the container, or it has lifted the container clear of your truck.
- ▶ ***Do not lock your container*** to the chassis or flat deck ***until you have left the container yard. Unless otherwise directed by the Gate Foreman***

SAFETY PROCEDURES



Please note any infraction will result in a 24-hour suspension from the terminal.

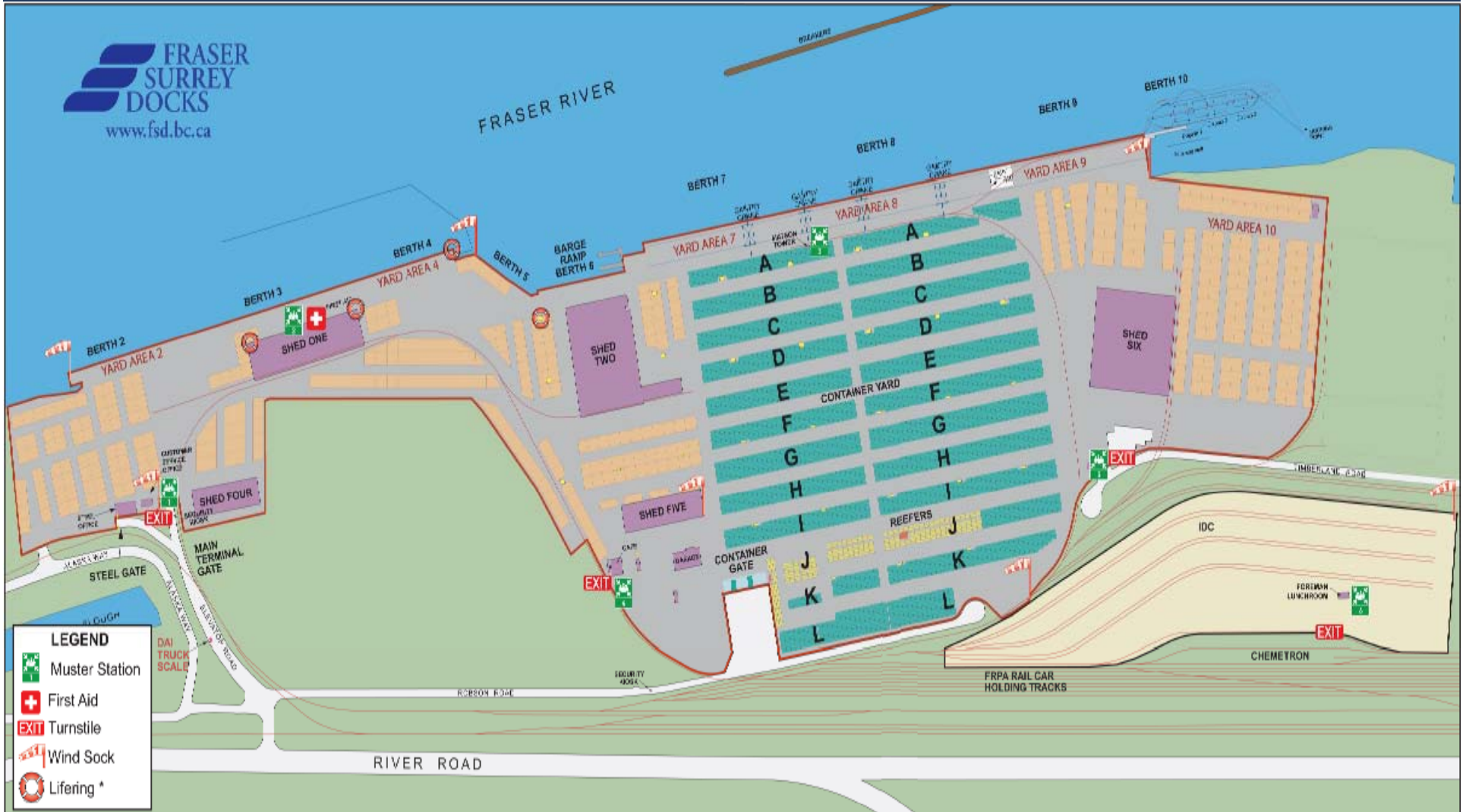
Repeat offenders and extreme infractions will be given a longer suspension to be determined by FSD on a case-by-case basis.

FSD SIREN

- ▶ In the event the FSD siren sounds for longer than 10 seconds all persons on dock must proceed to mustering stations. Once at the mustering stations a "warden" or "designated warden" will advise any additional directions or information.

EMERGENCY ALERT PROCEDURES

- ▶ Any person discovering an *emergency* shall:
 1. Call 911
 - **Terminal Address: 11060 Elevator Road**
 2. Contact FSD Security (604-582-2235) and advise as best the following, security will ensure all rail traffic is stopped in and out of the terminal:
 - Type of emergency (collision, fire, explosion, chemical spill, etc)
 - Number, type and severity of injuries
 - Location of the emergency
 - Action taken so far
 - Any immediate concerns
- ▶ In the event that the person discovering the emergency does not have a cell phone they must put their hazard flashers on and attempt to contact anyone in the near vicinity that can then in turn report the emergency, unless in danger **DO NOT LEAVE YOUR VEHICLE**.
 2. Upon reporting the emergency please proceed in your vehicle to the nearest Muster Station (refer to FSD Dock Map) and await further instructions.



LEGEND

- Muster Station
- First Aid
- Turnstile
- Wind Sock
- Lifering *

* Life rings are also located on lampposts and gantries along berths 6 - 10

Emergency contacts

- ▶ First Aid
 - Direct (604)-582-2216
 - Cell (778)-838-8624

- ▶ Security
 - (604) 582-2235

- ▶ On-Duty Superintendent
 - (604) 582-2224



Terminal Safety

QUESTIONS